

12::

Hukmi hovan akaar, hukam na kahia jaaee.  
Hukmi hovan jia, hukam milai vadiaai.  
Hukmi uttam neech, hukum likh dukh sukh paaiah.

October

Ikna hukmi bakhsees, ik hukmi sada bhavaaiah.  
Hukmai andar sabko baahar hukam na koe.  
Nanak hukmai je bujhai ta haumai kahai na koe

December & January

Or

The student may recite anything as per their tradition.

**SESSION-2021-22**  
**NURSERY**  
**PRESCRIBED BOOKS**

- 1) **My Alphabet Book** : Prachi (India) Pvt. Ltd.  
Admn. Office: 309, Allied House,  
Inder Lok, Delhi-110035.
- 2) **Gautam Magic of Pictures** : G.G. Publications, G.G. Publications,  
C-99, Industrial Focal Point Nagar  
Patiala-147001
- 3) **The Joy of Rhymes -A** : Saanvi Publications, Jalandhar City.
- 4) **Work Books (7)** : S.A.S. Academy, Roopnagar  
English + Maths + Drawing

**No Note Book should be delivered.**

**SAHIBZADA AJIT SINGH ACADEMY, ROOPNAGAR**

Syllabus for **Nursery 2021-22**

**IMPORTANT INSTRUCTIONS**

- 1) No Examinations will be held during the year. There will be monthly evaluation in the end of May, August, September, October or November (combined) & January. February is the revision month. There will be Annual Test for the whole syllabus in the month of March.
- 2) Merit Certificates will be given to the students getting A+ grade.
- 3) The entire course covered during the year will be included for the March Annual Tests.
- 4) The aggregate of the monthly tests will be seen in the end of the year. There will be grading system for all the subjects and the students getting better grading in the aggregate will get the rewards.
- 5) Previous syllabus of all the subjects is included in very next months.

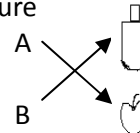
::2::

## APRIL

### APRIL IS THE PREPARATORY MONTH.

During this period the child will learn how to hold pencil and how to draw simple lines such as |, -, /, \. Transcription of easy letters like E, F, H, I, K, L, X, V, N, Z, A and of numbers from 0 to 10 will be taught in Work Book -1

**ENGLISH WORKBOOK-1:** Speak and Write E, F, H, I, K, L, X, V, N, Z, A.  
Match the picture



**ENGLISH BOOK** : Learn A to Z (orally), Book reading(A-D)  
**MATH WORKBOOK-1** : Speak , Learn and Write 1 to 10 (serial counting)  
**DRAWING** : TRACE AND COLOUR: Square, Triangle, Stars & Truck  
**RECITATION** (Oral) Early to bed(with action and expressions)

**GENERAL ETIQUETTES** :  
1. Wishing good morning to teacher and parents.  
2. Do not tear your books and notebooks.  
3. Pray to God before eating meal.  
4. Do not put finger in your mouth.

**SAYING SENTENCES** :  
(English speaking)  
1. Thank you.  
2. Sorry.  
3. Saying 'Excuse me'.  
4. Get aside, please.

**CONVERSATION** :  
Q. (i) What is your name?  
Ans. I am \_\_\_\_\_  
Q. (ii) How are you?  
Ans. I am fine, Thank you.  
Q.(iii) What is your father's name?  
Ans. My father's name is \_\_\_\_\_  
Q. (iv) What is your mother's name?  
Ans. My mother's name is \_\_\_\_\_  
Q.(v) What is your contact (mobile) number?  
Ans. \_\_\_\_\_

Prepared by  
Parents at home

## MAY

**ENGLISH WORKBOOK-2:** Recognise, Speak and Write  
B, C, D, G, J, M, O, P, Q, R, S, T, U, W, Y  
**ENGLISH BOOK** : Learn A to Z (orally) Book reading(A-H)

::11::

## POEM


### I CAN EAT WELL

I eat dinner with my family  
I have my own plate,  
I use my fingers, fork or spoon  
and feel so very great!

Are you Independent enough to eat yourself? Sometimes you may feel like asking your mummy or grandmother to feed you. It is all right to do so. But do not make it a habit. Do everything yourself.

**USING SENTENCES:**  
(English speaking)

1. The light has come.
2. The bell has gone.
3. She is crying.
4. The light has gone.
5. She is speaking.

**DIVINITY** :  ----- ਗੁਰੂਮੈ ਕਰੈ ਨ ਕੋਇ ॥

Or

**The student may recite anything as per their tradition.**

## PREVIOUS SYLLABUS INCLUDED

MONTHLY TEST IN THE END OF THE MONTH OF JANUARY.

## FEBRUARY

Revision of the whole covered syllabus

## MARCH

(ANNUAL EXAM OF THE WHOLE SYLLABUS APRIL TO FEBRUARY)

### JAPJI SAHIB

Ik Onkaar Satnaam Karta-purakh Nirbhau Nirvair Akal-murat  
Ajuni saibhang Gur prasaad Jap Aad sach jugaad sach  
Hai bhi sach Nanak hosi bhi sach :1:

Sochai soch na hovaee je sochi lakh vaar.  
Chupai chup na hovaee je laai raha liv taar.  
Bhukhiala bhukh na utri je banna puria bhaar.  
Sahas sianpa lakh hohe ta ik na chalai naal.  
Kiv sachiaara hoiai kiv koorai tutai paal.  
Hukam rajaai chalna Nanak Likhia naal.

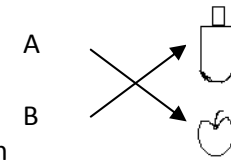
**TEST OF MONTH NOVEMBER AT THE END OF THE MONTH.**

**PREVIOUS SYLLABUS INCLUDED**

**DECEMBER & JANUARY**

<b><u>ENGLISH</u></b> <b><u>WORKBOOK-7</u></b>	:	Recognition and written practice of small alphabets from a to z and Revision of Capital Letters A to Z with dictation, recognition and blanks. Difference between Left & Right, Up & Down. Actions (Push, Pull, Open, Close, Run, Stop, Walk, Jump, Clap, Dance, Laugh, Cry, Sit, Stand, Read, Write, Drink & Eat)
<b><u>MATH</u></b> <b><u>WORKBOOK</u></b>	:	(i) Oral serial counting 1 to 100 (ii) Written practice 1 to 100 + dictation and recognition + Fill ups. (iii) Count and write. (iv) Match the numbers.
<b><u>DRAWING</u></b>	:	TRACE AND COLOUR: Sun, Moon + Stars, Rocket + Clouds, Aeroplane.
<b><u>G.K.</u></b>	:	Gautam Magic of Pictures with picture reco Means of transport, means of communication, musical instruments, Parts of body , colours name, shapes name, Gadgets name, our helpers
<b><u>RECITATION</u></b>	:	Johny Johny..... & Rain Rain.....
<b><u>CONVERSATION</u></b>	:	Q. (i) What do you say when you get up in the morning? Ans. Good Morning.
<b>Prepared by parents at home</b>	{	Q. (ii) What is your home address? Ans. My home address is .....
<b><u>COMPUTER</u></b>		Recognition of A-Z, 0-9 on Keyboard. Recognition of parts of computer.
<b><u>MANNERS</u></b>	:	Do not spoil your clothes. To act according to the command given in the morning assembly.
<b><u>GAMES</u></b>	:	<b>20 meter race, Balloon collection, Fruit race, Cycling</b> <b>Army Drill in Morning Assembly.</b>

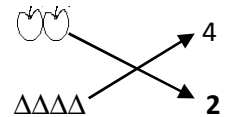
Match the pictures



Difference between Big & Small, Hot & Cold. Matching shapes and Actions (Sit, Stand, Read, Write, Drink & Eat). } oral

**MATH WORKBOOK** : Recognise, Speak & Write 1 to 20  
Count & Match 1 – 10,

$$\begin{array}{ccc} 0 & 0 & 0 \\ & \nearrow & \searrow \\ 0 & 0 & \end{array} \begin{array}{l} = 2 \\ = 3 \end{array}$$



**DRAWING** : TRACE AND COLOUR: Rectangle, Circle, Apple & Caterpillar  
**G.K. (ORAL)** : Gautam magic of pictures with picture reco, Flowers Names, Fruits Names, Vegetables Names.

**COLOUR RECOGNITION (O)** : Red, Yellow and Green.  
**RECITATION (O)** : A,B,C Tumble down D. Ring-A-Ring O' Roses (with actions and Expressions)

**CONVERSATION** : Q. (i) In which class do you read?  
Ans. I read in class Nursery.  
Q. (ii) What is the name of your school?  
Ans. Sahibzada Ajit Singh Academy, Ropar.  
**ANSWER SHOULD BE IN FULL SENTENCE**

**COMPUTER** : Recognition of parts of Computer. (the students should be guided to learn the parts of computer)  
**MANNERS** : How to attend Roll call.  
**DIVINITY (ORAL)** : ॐ-----गुरु प्रसादि ॥

**Or**

**The student may recite anything as per their tradition & religion.**

**Indoor games (Ludo & Carrom Etc)**  
**Army Drill in Morning Assembly.**

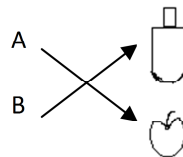
**TEST OF MAY AT THE END OF THE MONTH.**

**JULY – AUGUST**

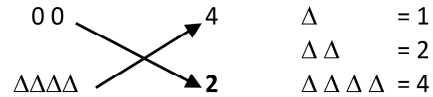
**ENGLISH** : Picture reading from The Reader (A to P)  
**ENGLISH WORKBOOK-3:** Recognise, Speak and Write A to P. Dictation & Blank

4

Match the pictures



Difference between Short & Tall,  
Fat & Slim. Matching shapes and Actions (Clap, Dance,  
Laugh, Cry, Sit, Stand, Read, Write, Drink & Eat)(with pictures)  
Recognise, Speak & Write 1 to 40, Write Missing Numbers &  
Dictation 1-40. Count & Match 1 – 10, Count & Write 1-10.



## MATH WORKBOOK

## DRAWING

## SAYING SENTENCES (ORAL) (English speaking)

1. Do not push me.
2. May I go?
3. May I drink water Ma'am?
4. May I go to Toilet Ma'am?

## CONVERSATION (O)

Prepared by parents

- Q. (i) How old are you?  
Ans. I am \_\_\_\_\_ years old?
- Q. (ii) How many brothers and sisters do you have?  
Ans.: I have \_\_\_\_\_

## MENTAL GEOGRAPHY

- Q. (iii) What is this? \_\_\_\_\_
- Ans. This is a map of India
- Q. (iv) How many states are there in India?  
Ans. There are 28 states in India.
- Q. (v). What is the name of your state?  
Ans. The name of my state is Punjab.
- Q. (vi) Where is Punjab?  
Ans. This is Punjab. (Pointing the state of Punjab in  
the map of India)

ANSWER SHOULD BE IN FULL SENTENCE

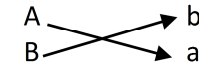
9

## NOVEMBER

## ENGLISH

## WORKBOOK -6

- (i) Letter recognition and picture reading from A to Z.
- (ii) Written practice from A to Z + dictation + blanks  
a to z + dictation + Blanks
- (iii) Match the small & capital alphabets e.g.



- (iv) Rearrange the alphabets e.g.

ACDBE → ABCDE      acdbe → abcde

Difference between In & Out, Front & Back. Actions (Open,  
Close Run, Stop, Walk, Jump, Clap, Dance, Laugh, Cry, Sit, Stand,  
Read, Write, Drink & Eat) (ORAL)

## MATH WORKBOOK

Recognise, Speak & Write 1 to 80, Write Missing Numbers &  
Dictation 1-80, Count & Write 1-10.

000000 = 6      00 = 2

Back Counting (10 – 1) written as well as oral

## DRAWING

TRACE AND COLOUR: River, Hut, Tree and Mountains.

## GAMES

Cycling, Balloon collection, fruit race, 20m race  
Army Drill in Morning Assembly.

## CONVERSATION

## (ORAL) STORY - THIRSTY CROW

Once there was a crow:  
The crow was thirsty

Thirsty, Thirsty, Thirsty.  
He flew here & there ;

Here & there, here & there  
But found water nowhere

At last, he found a pot,  
But water was not a lot,


Then he put stones in the pot;  
Water comes up a lot.

Crow drank the water  
And flew away;

Now he was thirsty not;  
Now he was thirsty not

Moral: - Where there is a will, there is a way.

REVISION OF REST OF THE SUBJECTS



::6::

<b><u>GK (ORAL)</u></b>	:	Gautam Magic of pictures pages with reco of pictures, Birds Name, Domestic Animals, Wild Animals and Water Animals, <b>Reptiles Name</b> ,
<b><u>RECITATION (O)</u></b>	:	Twinkle- Twinkle..... Thank you God ..... Jack and Jill.....
<b><u>COMPUTER</u></b>	:	Recognition of A-P on Keyboard Recognition of parts of computer. } <b>Oral</b>
<b><u>MANNERS</u></b>	:	Wishing the teacher 'Good Afternoon' To learn how to take permission of the teacher to come in and go out.
<b><u>DIVINITY (O)</u></b>	:	ੴ-----ਨਾਨਕ ਹੋਸੀ ਭੀ ਸਚੁ ॥

**Or**

**The student may recite anything as per their tradition & religion.**

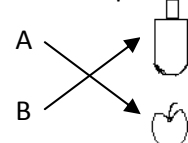
**TEST OF AUGUST AT THE END OF THE MONTH.**

**PREVIOUS SYLLABUS INCLUDED**

<b><u>GAMES</u></b>	:	<b>20 meter race, Balloon collection race Army Drill in Morning Assembly.</b>
---------------------	---	---

**SEPTEMBER**

<b><u>ENGLISH</u></b>	:	(i) Letter recognition and picture reading from A to T.
<b><u>WORKBOOK -4</u></b>	:	(ii) Written practice from A to T + dictation + blanks a to e + dictation + Blanks
	:	(iii) Match the alphabets with the pictures e.g.



(iv) Rearrange the alphabets e.g.

ACDBE → ABCDE

Revision of Big & Small, Hot & Cold, Short & Tall, Fat & Slim. Actions ( Walk, Jump, Clap, Dance, Laugh, Cry, Sit, Stand, Read, Write, Drink & Eat)

<b><u>MATH WORKBOOK</u></b>	:	Recognise, Speak & Write 1 to 50, Write Missing Numbers & Dictation 1-50, Count & Write 1-10.
-----------------------------	---	---

$\Delta \Delta$	$= 2$	$000000$	$\rightarrow$	$2$
$\Delta \Delta \Delta \Delta \Delta$	$= 5$	$00$	$\rightarrow$	$6$

::7::

<b><u>DRAWING</u></b>	:	Back Counting (10 – 1) written as well as oral TRACE AND COLOUR: Apple, Orange, Mango and Grapes.
<b><u>G.K.</u></b>	:	Gautam magic of pictures pages with picture reco Insects Names, Our clothes, Electrical appliances, Domestic Articles.
<b><u>RECITATION</u></b>	:	(i) Jingle Bells..... (ii) I see the moon.....
<b><u>CONVERSATION</u></b>	:	Q. (i) What is the name of your Academy Director? Ans. The name of our Academy Director is S. Sukhjinder Singh. Q. (ii) What is the name of your Academy Principal? Ans. The name of our Academy Principal is Mr. Rajan Chopra. Q. (iii) What is the name of your country? Ans. The name of our country is India.
<b><u>COMPUTER</u></b>	:	Recognition of A-U on Keyboard. Recognition of parts of computer.
<b><u>MANNERS (TEACHER WILL GUIDE THE STUDENTS)</u></b>	:	To say thank you, please, walk in line while going for water etc. To throw bits of papers in the dustbin and sharing things, keep your class-room neat and clean.
<b><u>USING SENTENCES (English speaking)</u></b>	:	1. May I have a pencil? 2. May I have a Notebook?
<b><u>DIVINITY</u></b>	:	ੴ-----ਨਾਨਕ ਲਿਖਿਆ ਨਾਲਿ ॥

**Or**

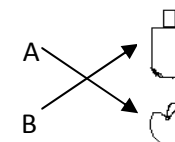
**Student may recite anything as per their tradition  
TEST OF SEPTEMBER AT THE END OF THE MONTH.**

**PREVIOUS SYLLABUS INCLUDED**

<b><u>GAMES</u></b>	:	<b>Indoor Games, fruit race, Balloon collection race Army Drill in Morning Assembly.</b>
---------------------	---	--

**OCTOBER**

<b><u>ENGLISH</u></b>	:	(i) Letter recognition and picture reading from A to Z.
<b><u>WORKBOOK -5</u></b>	:	(ii) Written practice from A to Z + dictation + blanks a to p + dictation + Blanks
	:	(iii) Match the alphabets with the pictures e.g.





::8::

(iv) Rearrange the alphabets e.g.

ACDBE → ABCDE

Difference between Less & More, Long & Short. Actions (Run, Stop, Walk, Jump, Clap, Dance, Laugh, Cry, Sit, Stand, Read, Write, Drink & Eat)

**MATH WORKBOOK**

: Recognise, Speak & Write 1 to 60, Write Missing Numbers & Dictation 1-60, Count & Write 1-10.

000000 = 6+

00 = 2

Back Counting (10 – 1) written as well as oral

**DRAWING**

: TRACE AND COLOUR: Banana, Parrot, Car and Ice-Cream.

**G.K.**

: Gautam magic of pictures with picture reco. Our food, In the bathroom, Kitchen, Classroom, stationary, things to play.

**RECITATION**

: (i) Roses are red.....

(ii) Two little hands.....

**CONVERSATION**

: Q. (i) What is the name of your class teacher?

Ans. The name of our class teacher is Madam.....

Q. (ii) What is your Academy telephone no. ?

Ans. 9872215595

**ANSWER SHOULD BE IN FULL SENTENCE**

**COMPUTER**

: Recognition of A-Z, 0-9 on Keyboard.

Recognition of parts of computer.

**MANNERS**

: To say thank you, please, walk in line while going for water etc.  
To throw bits of papers in the dustbin and sharing things, keep your class-room neat and clean.

**MANNERS**

: Do not spoil your clothes.  
To act according to the command given in the morning assembly.

**USING SENTENCES**  
**(English speaking)**

: 1. Ma'am, please I have done my work.  
2. May I take my lunch Ma'am?

**DIVINITY**

ੴ.....ਹੁਕਮਿ ਲਿਖਿ ਦੁਖ ਸੁਖ ਪਾਈਅਹਿ ॥

Or

**Student may recite anything as per their tradition**

**Races, Balloon collection race, fruit race, cycling**

**Army Drill in Morning Assembly.**

**TEST OF OCTOBER AT THE END OF THE MONTH.**

**PREVIOUS SYLLABUS INCLUDED**

::5::

